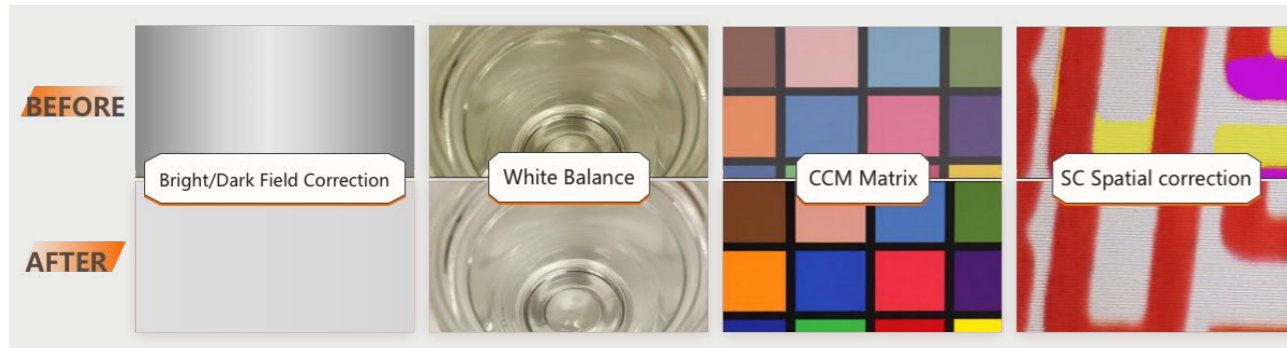


Line Scan Camera

The CL series covers 2K-16K pixels and equipped with GigE/ Camera Link/XoF interfaces, support a variety of ISP and algorithms that can fulfill various application needs of line scan cameras.



Diversified processing, flexible Acquisition



High-Bandwidth Mode, high line frequency transmission

CL Series GigE Line Scan Camera

Specifications

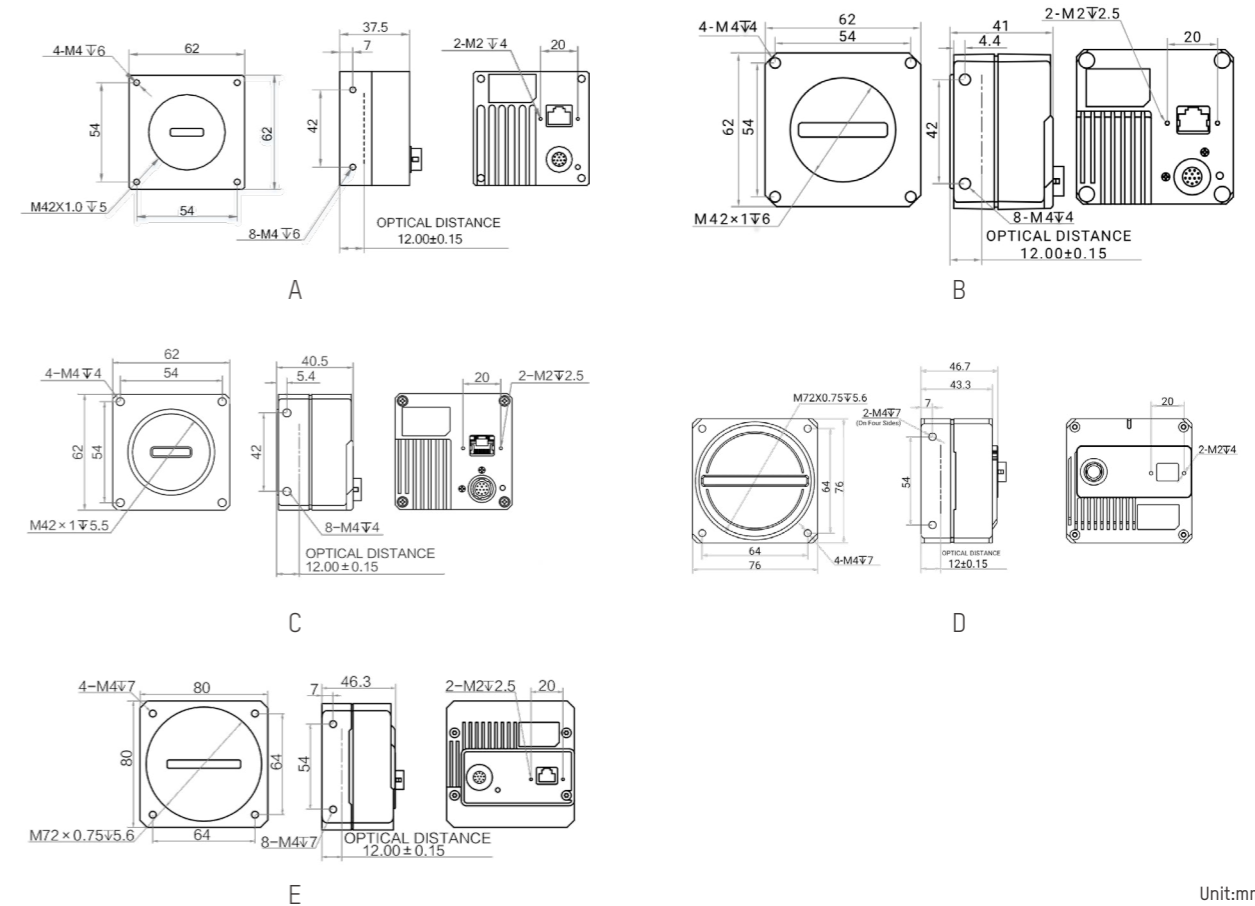
Model	Pixel size	Resolution	Max. line rate	Mono/color	Power supply	Power consumption	Work temperature	Label
MV-CL021-406M	7 μm × 7 μm	2048 × 1	56 kHz	Mono	12 VDC,PoE	4.0 W@12 VDC	0-50°C	A
MV-CL022-406C	7 μm × 7 μm	2048 × 2	32 kHz	Color	12 VDC,PoE	4.0 W@12 VDC	0-50°C	A
MV-CL022-916M	14 μm × 14 μm	2048 × 1	100 kHz@HB peak	Mono	12-24 VDC,PoE	Typ. 5 W@12 VDC	-20-50°C	B
MV-CL022-916C	14 μm × 14 μm	2048 × 2	40 kHz@HB peak	Color	12-24 VDC,PoE	Typ. 7.4 W@12 VDC	-20-50°C	B



Model	Pixel size	Resolution	Max. line rate	Mono/color	Power supply	Power consumption	Work temperature	Label
MV-CL024-916M	7 μm × 7 μm	2048 × 2	86 kHz@HB peak	Mono	12-24 VDC,PoE	Typ. 5.2 W@12 VDC	-20-55°C	C
MV-CL024-916C	7 μm × 7 μm	2048 × 3	70 kHz@HB peak	Color	12-24 VDC,PoE	Typ. 5.7 W@12 VDC	-20-55°C	C
MV-CL042-916M	7 μm × 7 μm	4096 × 2	80 kHz@HB peak	Mono	12-24 VDC,PoE	Typ. 5.8 W@12 VDC	-20-55°C	B
MV-CL042-916C	7 μm × 7 μm	4096 × 2	80 kHz@HB peak	Color	12-24 VDC,PoE	Typ. 6.6 W@12 VDC	-20-55°C	B
MV-CL082-926M *	7 μm × 7 μm	8192 × 2	33.3 kHz@HB peak	Mono	12-24 VDC	Typ. 6.8 W@12 VDC	-20-55°C	D
MV-CL083-926C *	7 μm × 7 μm	8192 × 3	33 kHz@HB peak	Color	12-24 VDC	Typ. 7.7 W@12 VDC	-20-50°C	D
MV-CL084-916M	5 μm × 5 μm	8192 × 4	40 kHz@HB peak	Mono	12-24 VDC	Typ. 12.4 W@12 VDC	-20-50°C	E
MV-CL086-916C	5 μm × 5 μm	8192 × 6	40 kHz@HB peak	Color	12-24 VDC	Typ. 13 W@12 VDC	-20-50°C	E

Notice: * will be released soon, please consult details with sales representative

Dimension



Unit:mm

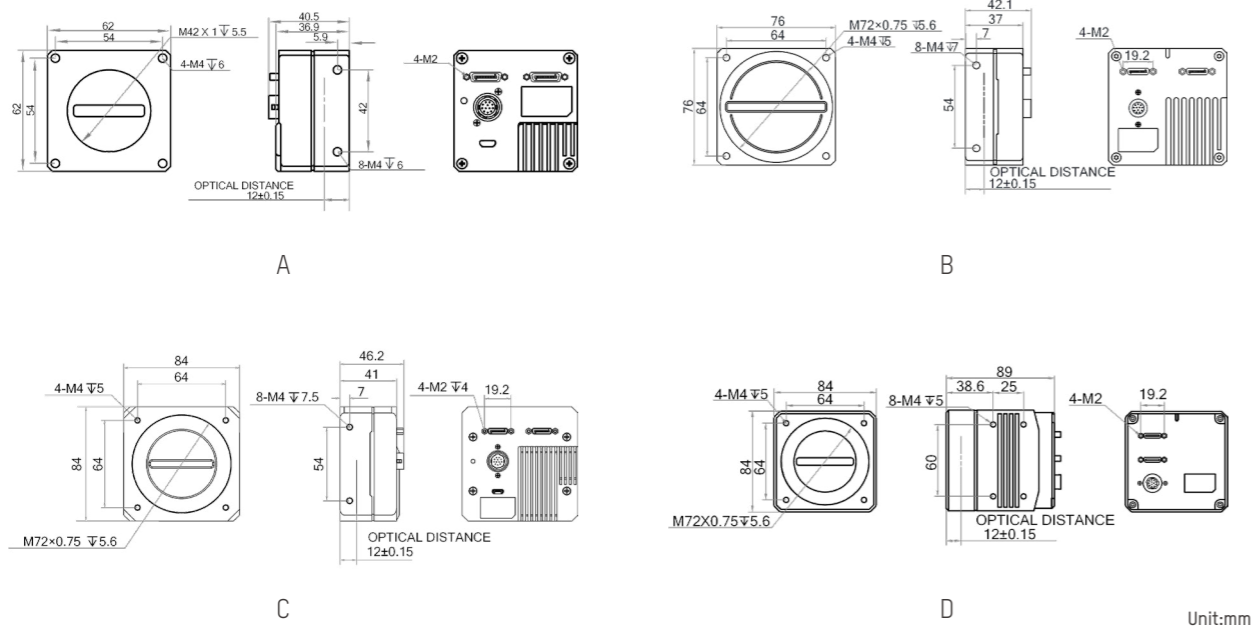
CL Series Camera Link Line Scan Camera



Specifications

Model	Pixel size	Resolution	Max. line rate	Mono/color	Power supply	Power consumption	Work temperature	Label
MV-CL042-91CM	7 μm × 7 μm	4096 × 2	100 kHz	Mono	12-24 VDC	Typ. 5.5 W@12 VDC	-20-55°C	A
MV-CL042-91CM-V2	7 μm × 7 μm	4096 × 2	195 kHz	Mono	12-24 VDC	Typ. 8 W@12 VDC	-20-45°C	A
MV-CL042-91CC	7 μm × 7 μm	4096 × 2	100 kHz	Color	12-24 VDC	Typ. 6.1 W@12 VDC	-20-55°C	A
MV-CL081-41CM	7 μm × 7 μm	8192 × 1	80 kHz	Mono	12-24 VDC	Typ. 5.8 W@12 VDC	0-55°C	B
MV-CL082-92CM	7 μm × 7 μm	8192 × 2	100 kHz	Mono	12-24 VDC	Typ. 9.8 W@12 VDC	-20-55°C	B
MV-CL083-92CC	7 μm × 7 μm	8192 × 3	66.6 kHz	Color	12-24 VDC	Typ. 9.9 W@12 VDC	-20-55°C	B
MV-CL084-91CM	5 μm × 5 μm	8192 × 4	100 kHz	Mono	12-24 VDC	Typ. 9.7 W@12 VDC	-20-55°C	C
MV-CL084-91CM-PRO	5 μm × 5 μm	8192 × 16	100 kHz	Mono	24 VDC	Typ. 22.9 W@24 VDC	-20-60°C	D
MV-CL086-91CC	5 μm × 5 μm	8192 × 6	33.7 kHz	Color	12-24 VDC	Typ. 9.6 W@12 VDC	-20-50°C	C
MV-CL086-91CC-PRO	5 μm × 5 μm	8192 × 12	34 kHz	Color	24 VDC	Typ. 20.5 W@24 VDC	-20-60°C	D
MV-CL161-41CM	3.5 μm × 3.5 μm	16384 × 1	50 kHz	Mono	12-24 VDC	Typ. 7.2 W@12 VDC	0-55°C	B
MV-CL162-91CM	3.5 μm × 3.5 μm	16384 × 2	50 kHz	Mono	12-24 VDC	Typ. 10 W@12 VDC	-20-55°C	B

Dimension



Unit:mm

CL Series XoFLink Line Scan Camera

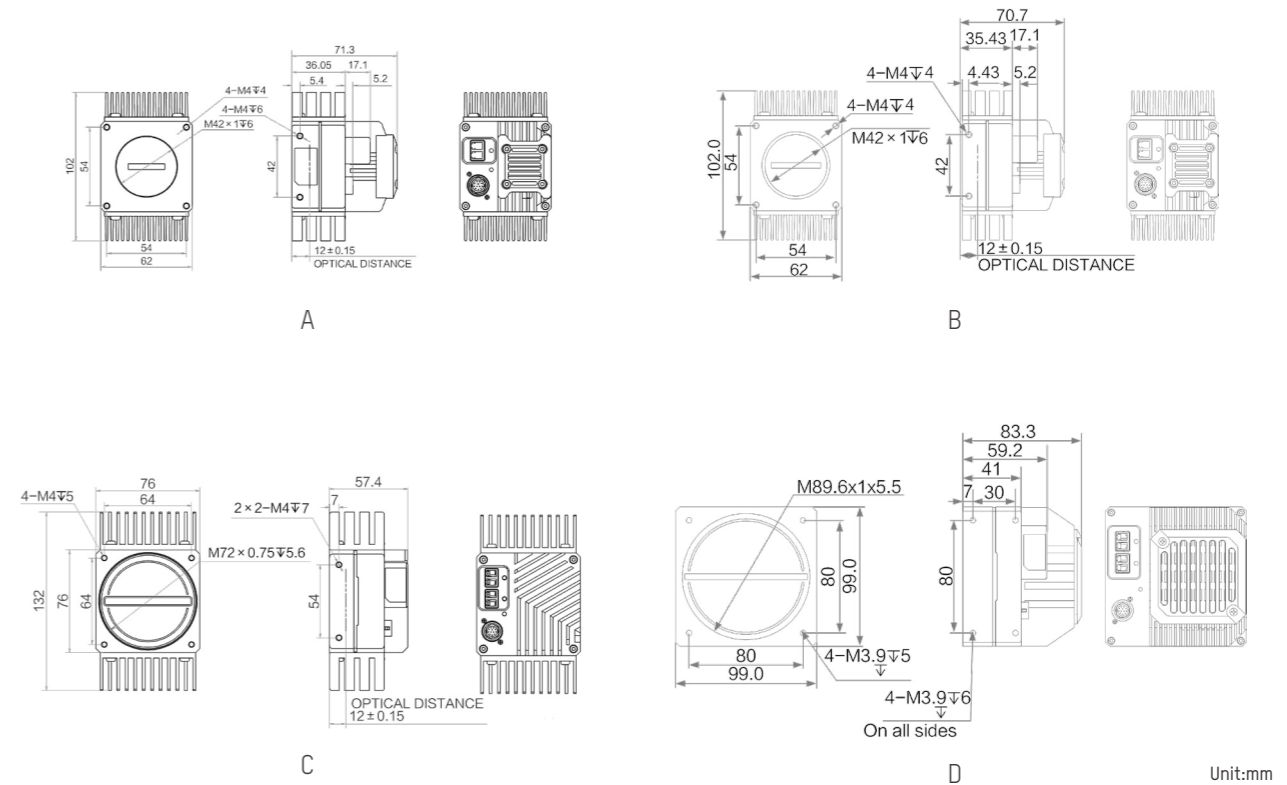


Specifications

Model	Pixel size	Resolution	Max. line rate	Mono/color	Power supply	Power consumption	Work temperature	Label
MV-CL04T-B1FM *	5 × 5 μm	4096 × 256	200 kHz	Mono	12-24 VDC	Typ. 8.4 W@24 VDC	-20-55°C	A
MV-CL042-91FC *	7 × 7 μm	4096 × 2	100 kHz	Color	12-24 VDC	Typ. 14 W@24 VDC	-20-55°C	B
MV-CL082-91FM	7 × 7 μm	8192 × 2	200 kHz	Mono	12-24 VDC	Typ. 14 W@24 VDC	-20-55°C	C
MV-CL083-91FC	7 × 7 μm	8192 × 3	66.6kHz	Color	12-24 VDC	Typ. 14 W@24 VDC	-20-55°C	C
MV-CL162-91FM *	3.5 × 3.5 μm	16384 × 2	120 kHz	Mono	12-24 VDC	Typ. 14 W@24 VDC	-20-55°C	C
MV-CL166-91FC *	5 × 5 μm	16384 × 6	142 kHz	Color	12-24 VDC	Typ. 14 W@24 VDC	-20-55°C	D

Notice: * will be released soon
Paired with MV-GS1002F frame grabber

Dimension



Unit:mm